

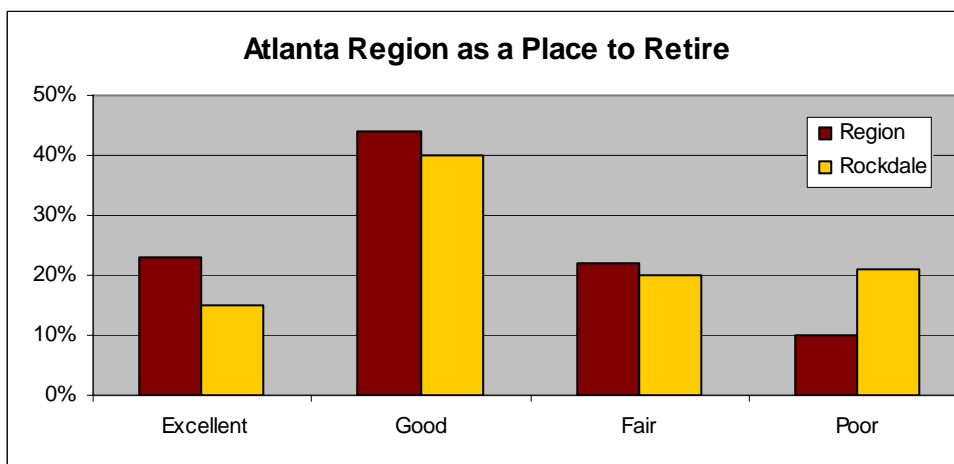
County Profile: ROCKDALE

Older Adults in the Atlanta Region: Preferences, Practices and Potential of the 55+ Population

In the Fall of 2006, the UGA Carl Vinson Institute conducted a survey of the 55+ population living in the ten county Atlanta Region. The following tables and charts summarize the survey's findings in Rockdale County.

Basic Demographics

	Rockdale	Region		Rockdale	Region
55+ population (US Census 2005)	15,545	646,620	Average years in home	17.84	18.74
% of total population 55+	19.8%	16.5%	Average years in region	38.64	37.08
% change in 55+ population 2000-2005	23.4%	30.6%	Have family in the Atlanta region	88%	85%
Projected growth 2000-2030 (ARC Estimate)	254%	127%			



Employment

	Rockdale	Region
Full time employed	24%	20%
Part time employed	5%	12%
Not working at All	70%	67%
Don't Know/Refused		1%

Of those in Rockdale who are not working at all, **85% retired from a full time job.**

Of the working population:

37% plan to continue working full time

23% plan to work part time

31% plan to retire

5% do not know what they will do.

Volunteering

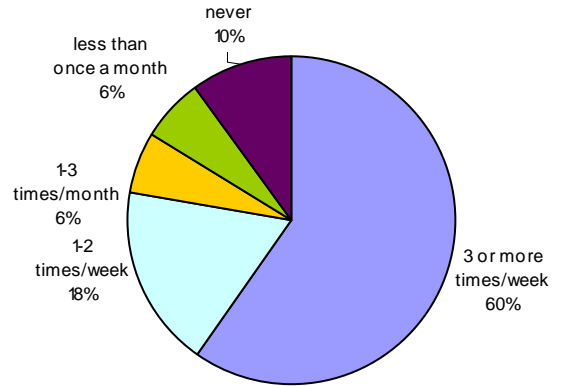
	Rockdale	Region
Volunteer	36%	35%
part time/almost part time	94%	94%
full time/nearly full time	6%	6%
Do not volunteer	64%	65%

Of those in Rockdale who volunteer, **many volunteer intermittently (39%)** or weekly (30%).

Health and Healthcare

Health Status		
	Rockdale	Region
Excellent/very good	53%	48%
Good	32%	29%
Fair	19%	17%
Poor	5%	5%
Health compared to a year ago		
Much better	10%	8%
Somewhat better	9%	12%
Same	62%	67%
Somewhat worse	14%	11%
Much worse	4%	2%
Emotional Health		
Excellent/very good	43%	53%
Good	30%	32%
Fair	10%	10%
Poor	7%	3%
Don't know/refused	0%	1%

Physical Activity- Rockdale



Knowledge/Concern about Long Term Care		
	Rockdale	Region
Believe that Medicare funds long term care		
Yes	18%	18%
No	53%	49%
Don't know/refused	28%	33%
Own long term care insurance policy		
Yes	22%	21%
No	76%	77%
Concerned about financing long term care		
Very concerned	18%	17%
Somewhat concerned	31%	28%
Not too concerned	25%	27%
Not at all concerned	23%	26%

Preventive Health Care- Rockdale

Most older adults in Rockdale are accessing basic preventive health services:

100% had their blood pressure checked recently

90% had their cholesterol tested

90% of men have had a prostate exam

However **many forgo necessary services**, only:

40% of older adults had a flu shot

45% have had the pneumonia vaccine

73% of women had a mammogram in the past year

51% of women had a pap test in the past year

45% have had a colorectal cancer screening within the past two years

While older adults are healthier and living longer than ever before, **many in the community still need assistance with basic needs.**

Need for Assistance with Meals		
	Rockdale	Region
Always	7%	9%
Often	3%	2%
Seldom	7%	8%
Never	83%	81%
Don't know/refused	1%	1%

Housing and Transportation

Most older adults in Rockdale County **own their own home (85%)**. Of those who do not own their own home, 52% are paying rent and 48% are living with another family member.

Planning to live in current house		
	Rockdale	Region
less than 1 year	3%	7%
1-3 more years	10%	9%
4-6 years	5%	6%
6-10 years	4%	5%
more than 10 years	0%	2%
until I retire	2%	1%
as long as I live	68%	64%
Don't know/refused	8%	6%

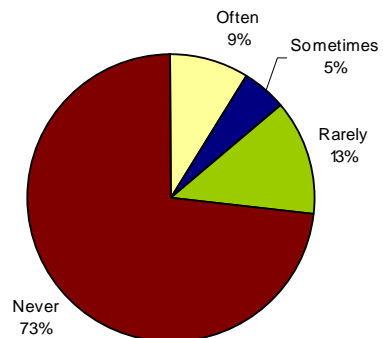
Factors choosing where to live		
	Rockdale	Region
To be near family	52.5%	42.6%
Affordable cost of housing	16.6%	19.5%
To be near doctor/good doctors	19.8%	25.1%
Proximity of entertainment venues	6.3%	16.7%
To be around other people my age	12.4%	12.7%
To be in a quiet community	26.3%	28.8%
Other	32.5%	29.9%
Don't know/refused	2.7%	4.3%

Most older adults in Rockdale County said if they did move, they would **move to another location in the region (41%)**. 26% would move to other locations in Georgia, 20% would move outside the state and 11% said they did not know where they would move.

Transportation		
	Rockdale	Region
Primary mode of transportation		
Use own car	91%	88%
Driven by others	7%	7%
Use public transportation	0%	4%
Some other means	1%	1%
How often do you currently use public transportation?		
Several times/week	2%	4%
Once a week	1%	2%
Once a month	1%	3%
Just on occasion	24%	33%
Never	72%	59%

When asked how they will get around when they can no longer drive, **64% of older adults in Rockdale County plan to be driven around by others**, 5% will use public transportation, 10% plan to find some other means and **22% do not know how they will get around**.

Difficulty with Transportation- Rockdale



Methodology: The Carl Vinson Institute of the University of Georgia drew 11 independent samples for each of 10 counties and the City of Atlanta within the Atlanta region. In total, 1,651 individuals 55 and over were interviewed between September 15 and October 14 of 2006. The maximum sampling error for any single county is +/- eight %, while the sampling error for the entire region is +/- four %.

